












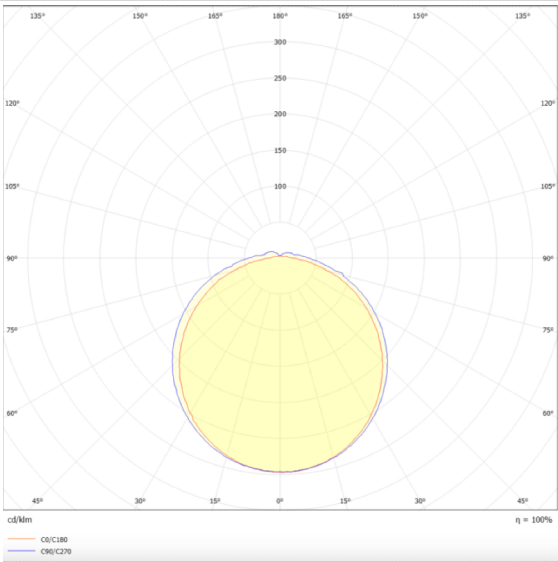
CONNECT

|              |   |
|--------------|---|
| Item code    | 86.I001.2403.01   |
| Product type | Indoor  |
| Category     | Industrial  |
| Family       | CONNECT   |
| Subfamily    | CONNECT   |
| Pictograms   | <div><div></div><div></div><div></div><div></div><div></div></div> <div><div></div><div></div><div></div><div></div></div> |

Scheme



Photometry



Product

|                            |               |
|----------------------------|---------------|
| Real power (W)             | 30            |
| Real luminous flux (Lm)    | 3400          |
| Luminous efficiency (Lm/W) | 113           |
| Beam angle (°)             | 120           |
| Life time (h)              | 50000h L80B10 |
| IP                         | 66            |
| Control gear               | DALI          |
| Colour temperature (K)     | 4000          |
| Colour consistency (SDCM)  | SDCM<3        |
| CRI                        | 80            |